



VELUX®

The No Leak Skylight™

2021 Residential Skylights Catalog

Residential Skylights and Sun Tunnel® Skylights

HGTV
DREAM HOME
2021
PROUD SPONSOR

HGTV
SMART HOME
PROUD SPONSOR
2020

HGTV
URBAN OASIS
PROUD SPONSOR
2020

Table of Contents

SEE THE POSSIBILITIES

- 2 Meet the No Leak Skylight
- 4 Our Sustainability Goal
- 6 VELUX Visualizer App
- 7 Virtual Design Consultations
- 8 Designs by Room
- 24 Real Skylight Stories

SKYLIGHT INSTALLATION

- 38 Ceiling Types
- 39 Installation Methods
- 40 Flashing Systems
- 41 No Leak Warranty
- 42 New Product Innovation

OUR PRODUCTS

- 44 Skylights
- 54 Skylight Blinds
- 56 Custom Skylights
- 62 Sun Tunnel® Skylights
- 68 Flat Roof Skylights
- 74 Roof Windows
- 80 Architectural Series

TECHNICAL INFORMATION

- 86 Product Size Charts
- 89 Energy Star/Code of Compliance

Bringing light to life has been our passion for 80 years.

So, why skylights?

In 1941 in the Danish city of Copenhagen, a young engineer came up with the idea to transform dark, empty attics into bright living spaces. This idea developed into the first handcrafted, no-leak roof window, which became the foundation for VELUX to grow into the number one skylight company in the world.

At VELUX, we believe homes full of light are homes that are full of life, that daylight is powerful and fresh air is invigorating. Together, they improve our general health and well-being, decrease our dependence on electricity, and give functionality back to our space. Able to fit just about anywhere in your home, VELUX skylights deliver unmatched quality, beautiful results, and a brighter home for your family.

We often ask, "Why skylights?" But with endless reasons to install one, the question becomes more, "Why not skylights?"

VELUX America LLC
450 Old Brickyard Road
PO Box 5001
Greenwood, SC 29648-5001
Phone: 1-800-888-3589
veluxusa.com | whyskylights.com





Meet the No Leak Skylight

Engineered with the promise that the skylights you add to your home will not leak.

VELUX's three patented layers of water protection work seamlessly to ensure no rain will leak into your home through your skylight.

[Click here to read more about our No Leak Warranty on page 41.](#)

The No Leak Skylight™
• No Leak Promise • No Worries



“ We are committed to become Lifetime Carbon Neutral by 2041 by capturing 100 years of CO₂ emissions and reducing our future carbon footprint!”

David Briggs
CEO of the Velux Group

Our Goal LIFETIME CARBON NEUTRAL by 2041

Together with WWF International (World Wide Fund for Nature), we are capturing our historical CO₂ emissions through forest conservation. We will also reduce our future carbon emissions from our entire value chain in line with the Paris Agreement's 1.5°C reduction target.



See how we are getting there.
Visit veluxusa.com

Visualize Your Room in a Whole New Light!

With the new VELUX Visualizer app, we've made it easier than ever to reimagine any room in your home. Using your device's built-in camera, this augmented reality app allows you to add, customize, and explore our skylight products in real time. Picture a beautiful, healthier home with natural daylight and fresh air from VELUX skylights.

Download the App at veluxusa.com/app



Book Your Free 30-Minute Virtual Design Consultation.

We're here to help transform your space with skylights. Our team of VELUX design consultants has extensive experience when it comes to optimizing placement and selecting functionality, and can even assist in recommending certified installers in your area. Let's find time in your schedule for a virtual chat about skylights!

Book Now at veluxusa.com/book





Kitchens | Cooking In Daylight

A kitchen that's full of light and fresh air is a happy, healthy kitchen. When we start to look at kitchen upgrades, we tend to look around instead of up. Enhance your cooking area with natural light through skylights. It's one of the best ways to get the most out of the sights, smells, and even tastes created in your kitchen.

Get This Look



VELUX Solar Powered
"Fresh Air" Skylight
VSS



VELUX ACTIVE
Indoor Climate Control Kit
KIX 300 US



Light-Filtering,
Single-Pleated Solar Blinds
Beige





Living Rooms | Living Lighter

As the center of your home, your living room should be bright, open, and comfortable. With skylights, you can create just the right atmosphere while increasing your home's energy efficiency. Illuminate and invigorate the room where you live with daylight through skylights.

Get This Look



VELUX
Fixed Skylight
FS



Blinds Remote
KLI 312 US



Light-Filtering,
Single-Pleated Solar Blinds
Grey





Bathrooms | Time To Freshen Up

The days of function-only bathrooms are behind us. It's time to create the luxurious, spa-like room you deserve. With a skylight, you can bring in daylight from above without sacrificing privacy. See yourself in the best light and transform your bathroom into your own personal oasis - it's as simple as looking up!

Get This Look



VELUX Solar Powered
"Fresh Air" Skylight
VSS



VELUX ACTIVE
Indoor Climate Control Kit
KIX 300 US



Light-Filtering,
Single-Pleated Solar Blinds
White





Bedrooms | Sleep Under The Stars

Your bedroom is a place to recharge your body and mind, and skylights can help you make the most of it. Regular exposure to sunlight regulates your circadian rhythm, which helps you sleep sounder and wake up feeling refreshed. When you open your bedroom up to the sky, you welcome in clear, natural light and a starry expanse at night for better sleep and more productive days.

Get This Look



VELUX Solar Powered
"Fresh Air" Skylight
VSS



VELUX ACTIVE
Indoor Climate Control Kit
KIX 300 US



Room-Darkening
Double-Pleated Solar Blinds
Light Grey





Bonus Rooms

Bonus Daylight

Bonus rooms are notorious for being the dim, catch-all rooms, so fill yours with daylight! The best way to redesign your space into a multi-functional room the whole family will enjoy is with rich, natural light. Skylights and roof windows can offer you more design possibilities than traditional windows to beautifully transform your bonus room.

Get This Look



VELUX
Fixed Skylight
FCM



Blinds Remote
KLI 312 US



Light-Filtering,
Single-Pleated Solar Blinds
Dark Grey





Flex Rooms | Benefits Of Light

Your flex room can be anything you need it to be: a home office, a guest room, a gym, or even a home learning space. And no matter how you set up your space, skylights can transform the look of it dramatically with natural light. With benefits ranging from increased focus and alertness during the day to better sleep at night, natural light is just the thing to boost the design and function of your flex room.

Get This Look



VELUX Manual
"Fresh Air" Skylight
VS



Telescopic Rod
6'-10'
ZCT 300



Solar Blackout Blinds
Black





Small Spaces

Natural Light Everywhere

Small spaces like hallways, closets, and laundry rooms can be hard to illuminate, especially with natural light. But with VELUX's innovative skylights, roof windows, and Sun Tunnels®, you can bring in enough daylight and, in some places, fresh air to turn every corner of your home into something extraordinary.

Get This Look



Low-Profile Flat Glass Sun Tunnel® Model TLR 14"



Solar Night Light ZTZ 213



Optional Micro Fresnel Decorative Diffuser ZTB 4004US





Patios & Sunrooms

A Room Of Light

Patios are the best of both worlds: all the amenities of being inside with the atmosphere of the great outdoors. Adding more daylight and fresh air with skylights is the next best way to upgrading your patio. And when you install skylights on your patio, they don't just affect that space; borrowed light spills into the surrounding interior rooms, helping brighten your entire home.

Get This Look



VELUX Solar Powered
"Fresh Air" Skylight
VSS



VELUX ACTIVE
Indoor Climate Control Kit
KIX 300 US



Light-Filtering,
Single-Pleated Solar Blinds
Natural





Daylight Renovations from Real Homeowners

VELUX Solar Powered
"Fresh Air" Skylight
VSS S01

Light-Filtering,
Single-Pleated Solar Blinds
Natural



Ashley Rose
Read more: sugarandcloth.com
Follow: [@sugarandcloth](https://www.instagram.com/sugarandcloth)

A Whole Home Transformation with Daylight

After closing on her new house, the first thing Ashley Rose of Sugar&Cloth wanted to do was rip out the old curtains and bring in more natural light. But with no windows on the front side of the house, the interior hallway and the bedrooms upstairs were still way too dark – especially for a house that would double as a photography studio for the DIY, family, and lifestyle blogger.

Like many installing skylights for the first time, Rose was in the dark literally and figuratively. So, she found a certified VELUX installer, had a free consultation, and ended up in a home transformed with daylight. Six VELUX Solar Powered “Fresh Air” Skylights with solar-powered, room darkening blinds were installed in the home’s three bedrooms, and seven VELUX Sun Tunnel® Skylights were installed in the main hallway, master bath, and en-suite bathrooms off the kids’ rooms.



Before:
Rose’s new home had minimal light until she added six VELUX Solar Powered Fresh Air Skylight and seven Sun Tunnels®.

Read more at whyskylights.com



“ Once they installed everything and we realized just how much light they let in, I think I cried actual happy tears. It all turned out perfectly! ”

VELUX Solar Powered
“Fresh Air” Skylight
VSS M04

Room-Darkening
Double-Pleated Solar Blinds
Charcoal



Jen and Ken Dickerson
Rochester, NY

This Kitchen Was Way Too Dark Before Skylights

Ever since Jen and Ken Dickerson moved into their 1880s farmhouse outside Rochester, NY, the couple has had a kitchen renovation on their to-do list. The kitchen has a rustic English farmhouse decor, which includes blonde wood floors, wood ceiling beams, and cast-iron door hardware. The previous owners expanded the kitchen to encompass a porch, causing varying ceiling heights in the room. While the kitchen was spacious enough, at the home's center and far from any windows, it was still too dark.

When Jen saw one of her favorite interior designers, Shavonda Gardner, promote the VELUX Daylight Renovation Sweepstakes, she entered and won two VELUX Solar-Powered "Fresh Air" skylights with room-darkening blinds. Adding two skylights completely transformed the space where the family of four spends most of their time.



" We spend 90 percent of our time right where the skylights are, so before they were installed, it was dark or we had harsh LEDs on. "

VELUX Solar Powered
"Fresh Air" Skylight
VSS C06

Room-Darkening
Double-Pleated Solar Blinds
Charcoal

Read more at
whyskylights.com



Laura Tusken
Read more: inspirationformoms.porch.com/
Follow: @inspirationformoms

This Small Bathroom Reached New Heights with a Skylight

Laura Tusken of Inspiration for Moms faced an interior design nightmare: a small, cramped hallway bathroom. It's a challenge many homeowners face. With a bathtub or shower, toilet, and vanity crammed into such a tiny space, it can be difficult to make these small bathrooms look nice. And bathrooms can also feel dark and stuffy because they lack a window to bring in natural light or fresh air from outside. Tusken knew when she remodeled this bathroom it would be open, airy, and visually inviting.

Without the ability to reconfigure walls, Tusken looked up! By adding a skylight and opening up the ceiling, the bathroom was flooded with natural light and fresh air. Tusken also added in room-darkening blinds and VELUX ACTIVE with NETATMO to control the climate and environment of the room. No more humid air trapped in the bathroom; all that's left is beautiful light and clean, fresh air.



“ In this bathroom, which didn't have any windows, the skylight was the only way we could bring daylight and fresh air into this space. ”

VELUX Solar Powered
"Fresh Air" Skylight
VSS C04

Room-Darkening
Double-Pleated Solar Blinds
Light Grey

Read more at
whyskylights.com



Diana Elizabeth
Read more: dianaelizabethblog.com
Follow: @dianaelizabeth_

A Sunroom with A Lot of Light From Above

Diana Elizabeth's home was anything but a dream location for the photographer and creative voice behind DianaElizabethBlog. In fact, to capture her work and create content, she resorted to using other locations outside of her home with a better lit environment. Elizabeth finally had enough of the darkness when she added on another room to her home, causing her to lose four windows and a door with a window. Since she couldn't look out, she looked up for a solution: skylights!

Elizabeth installed skylights throughout her home: her kitchen, two bathrooms, a laundry room, and the new room known as "the expansion." "The expansion" features 10-foot high ceilings, transom windows above French doors, and two skylights. With an abundance of natural light filling the space from the new windows, Elizabeth wanted light to go deeper into the room with skylights. "It really makes a difference – instead of one direction of light from the side, you have more light making the entire room feel brighter and lighter."



Before:
Elizabeth's new expansion was the room that started it all and the need for natural light throughout the space.

Read more at
whyskylights.com



" This room has been a dream to shoot in – it really is my second studio, it's what I should call it. "

VELUX Solar Powered
"Fresh Air" Skylight
VSS C04

Room-Darkening
Double-Pleated Solar Blinds
White



Mickey Trescott
Read more: The Autoimmune Paleo Cookbook
Follow: @autoimmunepaleo

Skylights Promote Healthy Living in This New Kitchen

Mickey Trescott, author of The Autoimmune Paleo Cookbook, recently renovated her kitchen and added skylights to embrace Biophilic design. Biophilic design refers to incorporating connection to the outdoors in our indoor environments, whether that is through natural ventilation and materials, natural lighting, outdoor views, landscaping, or interior designs that mimic nature.

Skylights create a seamless way for natural exposure to blue-spectrum light to happen, which promotes wellbeing in the space. Trescott also chose VELUX "Fresh Air" Skylights to ventilate the space and promote a healthy indoor air environment.



Before:
Trescott's kitchen was incredibly dark, completely enclosed in walls and a suffocating, 7-foot ceiling.

Read more at whyskylights.com



Personally, I incorporated skylights in the design of my kitchen, as it functions as my primary workspace developing and photographing recipes for my cookbooks. "

(2) VELUX Solar Powered "Fresh Air" Skylight VSS C04

Combi Flashing EKL-M06-1x2

(2) Light Filtering Single-Pleated Solar Blinds White



Amanda Johnson
Northern California
Follow: @allthingsnew_home

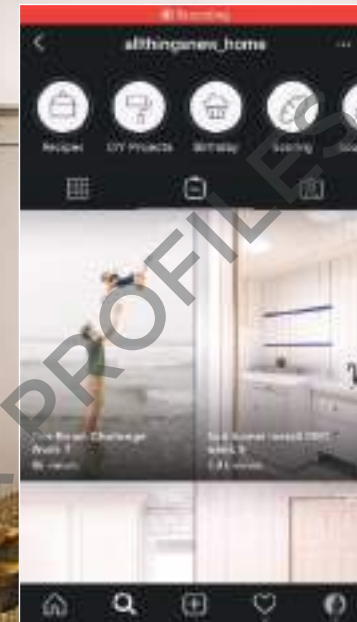
A Dull Laundry Room Turns into an Inspiring Space

Amanda Johnson, the creative mind behind @allthingsnew_home had three things in mind when she renovated her small laundry room: create a minimal design, make it bright, make it functional. Her Northern California ranch home has a small space in between the garage and the main house with washer/dryer connections and a small sink. This windowless room was designed by the homebuilder to be used as a utility space. The room had a bland grey floor tile, a set of wall-mounted cabinets, a washer/dryer set, and a small vanity. The space had one electric light centered in the ceiling, but hardly any natural light.

Paint wouldn't solve Johnson's lighting issue. She knew that only natural light would bring out the best in her finishings, so she added two VELUX Sun Tunnel® Skylights, equally spaced to provide bright, even natural light throughout the room. The natural light from the Sun Tunnels® highlights details in the hexagon floor tiles, a runner rug, and the greige paint color of the shiplap. Plus, sunlight just feels good!



Before:
Johnson's laundry room had bland grey floor tile, a set of wall-mounted cabinets, a washer/dryer set and a small vanity.



Amanda knew that only natural light would bring out the best in her finishings, so she added two VELUX Sun Tunnel® Skylights

Read more at
whyskylights.com

(2) Sun Tunnels®
TMR010 0000

(2) Electric Light Kits
ZTL 114

A Skylight for Every Ceiling

Flat, Attic, Cathedral, Vaulted

Have you considered installing a skylight, looked up at your flat ceiling, and thought that there's just no way? You're not alone! One of the most common misconceptions about skylights is that they can only be installed in homes with vaulted ceilings. But we're here to tell you that's not the case.



Flat Ceiling



If you have flat ceilings, once your skylight is set outside, your installer will construct a drywall light shaft inside. This shaft directs daylight to the room below while hiding the attic space between your ceiling and roof.

Attic



Even if your attic has obstacles like HVAC units, you can still add natural light to your home. Sun Tunnel® Skylights fit between ceiling supports, allowing light to fill the space below uninhibited.

Cathedral Ceiling



The advantage to cathedral ceilings during skylight installation is that without attic space between the roof and your home's interior, there's no need for a light shaft. So, once your skylight is installed, the work's all done.

Vaulted Ceiling



Although similar to a cathedral ceiling, vaulted ceilings feature a single sloping side or arched slope. This style may require a light shaft to be created between your ceiling and roof for the skylight.

3 Types of Installation

Deck-Mounted, Curb-Mounted, Self-Flushed

When it comes to skylights, there are three different types of installation methods. To know which installation is right for a home, a skylight installer or roofer will evaluate the home's roof pitch, roof material, ceiling type, and whether this is a replacement job or a new cut-in. But whatever the method, you're installing the same great skylight that brings in plenty of natural light and fresh air!

Deck-Mounted Skylights

Deck-mounted skylights allow your skylight to have a low profile on your roof and create an energy-efficient installation. With this installation, your skylight is nailed directly to the roof-deck. Deck-mounted skylights are ideal for new construction homes or for brand new cut-in skylights.



Curb-Mounted Skylights

Curb-mounted skylights are the most common installation preference in low-pitch or flat-roof situations. The "curb" is a frame built mostly of two-by-fours that are attached to the roof. The skylight is then installed on top of the curb. You can imagine it as a shoebox: the curb is the box and the skylight is the top.

Self-Flushed Skylights

Self-flashed skylights differ from both deck- and curb-mounted skylights because their curb and flashing are built into the skylight. No extra flashing kit is needed. The skylight sits directly over the rough opening in the roof deck and is then sealed.




Flashing Systems

Deck-Mounted, Curb-Mounted

VELUX Skylight Flashing Kits are a crucial part of our complete system designed to shed water without relying on sealants that can break down over time. No matter the scope of your project, we offer a variety of skylight flashing systems to ensure a weather-tight fit for virtually all roof types and slopes so you can easily install the skylight of your dreams.


Deck-Mounted Flashing Systems

Each of our deck-mounted flashing systems includes a pre-attached deck seal, adhesive underlayment, and engineered flashing. They attach directly to your roof deck and interweave with the roofing material to ensure your skylight won't leak.



Curb-Mounted Flashing Systems

VELUX curb-mounted flashing systems come with a pre-attached skylight gasket, which provides a tight seal between the site-built curb and skylight. When combined with an included adhesive underlayment and engineered flashing, they create a seal to ensure no water leaks around your skylight.



No Leak Warranty

3 Layers of Protection



The No Leak Promise is our guarantee to you that the VELUX skylights installed in your home will not leak. We're able to make and keep this promise with a 10-year installation warranty thanks to our patented three layers of water protection on our deck- and curb-mounted skylights.

- 1 **Pre-Attached Seal**
Pre-attached deck seal (deck-mounted) or gasket (curb-mounted) provides a tight seal for leak-proof installation.
- 2 **Adhesive Underlayment**
Adhesive underlayment for secondary water protection against the harshest weather conditions.
- 3 **Engineered Flashing**
Engineered flashing for easy installation and primary water protection.²

Rest easily beneath your skylight knowing that, while it lets in abundant sunlight and fresh air, it will never let in rain.


The No Leak Skylight™

• No Leak Promise • No Worries

The NEW VELUX Sun Tunnel® Skylight with Wildfire Glass

Designed, Built, and Tested to Withstand Wildfires

As the only skylight available on the market with a Class A Burn Brand Requirement, the VELUX Sun Tunnel® Skylight features a fireproof tempered diamond wire flat glass developed specifically for regions prone to wildfires.



The No Leak Skylight
No Leak Promise
No Worries

Read more at veluxusa.com

Skylights

- Solar-Powered Venting
- Electric Venting
- Manual Venting
- Fixed

For a sleek, classic look that blends seamlessly into any roofline, VELUX Skylights open your home to a world of brighter days. Available in fixed and venting options and designed not to leak, these skylights are perfect for creating a spacious home filled with natural light and fresh air.

(4) VELUX Solar Powered "Fresh Air" Skylights VS (4) Light-Filtering Single-Pleated Solar Blinds White



Skylights

Solar Powered "Fresh Air" Skylights



Available in deck-mounted (VSS), curb-mounted (VCS), and self-flashed (EVMS).

Solar Powered "Fresh Air" Skylights

- Solar-powered to effortlessly open and close your skylight without electricity, circulating fresh air throughout your home
- Acoustic rain sensor closes skylight at the first sign of rain
- Pairs with VELUX ACTIVE for total skylight control and custom climate automation through your smartphone
- Flashing kit required for No Leak Warranty²
- Equipped with insect screen to prevent pests
- Many standard sizes available
See page 86-87



The No Leak Skylight
No Leak Promise
No Worries

GO SOLAR

14° - 85°
3:12 - 137:12
VSS, EVMS
Roof Pitch

0° - 60°
0:12 - 20:12
VCS Roof Pitch

Remote for Skylight
Included

Insect screen
included

Pre-installed and
special order blinds
available³

Federal
**SOLAR
TAX CREDIT**
With Go Solar¹

Skylights

Electric "Fresh Air" Skylights




Available in deck-mounted (VSE) and curb-mounted (VCE).


Electric "Fresh Air" Skylights

- Quietly opens and closes to circulate fresh air throughout your home, giving you the feel of a cool breeze at the touch of a button
- Seamlessly pairs with any VELUX blinds for optimal light control — select blinds can be pre-installed for free
- Pairs with VELUX ACTIVE: open and close your skylights from your phone or have it automatically adjust them to match your ideal indoor climate
- Flashing kit required for No Leak Warranty²
- Equipped with insect screen to prevent pests
- Many standard sizes available
See page 86-87

The No Leak Skylight
No Leak Promise
No Worries




14° - 85°
3:12 - 137:12
VSE Roof Pitch


0° - 60°
0:12 - 20:12
VCE Roof Pitch


Remote for Skylight
Included


Insect Screen
Included


Pre-installed And
Special Order
Blinds Available

Skylights

Manual "Fresh Air" Skylights



Available in deck-mounted (VS),
curb-mounted (VCM), and self-flashed (EV).


Manual "Fresh Air" Skylights

- Easily open and close skylight by hand with a smooth turning handle for in-reach applications or a rod for out-of-reach ones
- Equipped with insect screen to prevent pests
- Seamlessly pairs with any VELUX solar blinds for optimal light control — select blinds can be pre-installed for free
- Flashing kit required for No Leak Warranty²
- Many standard sizes available
See page 86-87

The No Leak Skylight
No Leak Promise
No Worries

GO SOLAR




14° - 85°
3:12 - 137:12
VS and EV
Roof Pitch


0° - 60°
0:12 - 20:12
VCM Roof Pitch


Insect Screen
Included


Pre-installed And
Special Order
Blinds Available³

Federal
**SOLAR
TAX CREDIT**
With Go Solar¹

Skylights

Fixed Skylights




Available in deck-mounted (FS),
curb-mounted (FCM), and self-flashed (QPF, EF).

Fixed Skylights

- Clean exterior profile provides natural light without obstructing roofline
- Versatile sizing allows for greater flexibility in positioning options
- Seamlessly pairs with any VELUX blinds for optimal light control — select blinds can be pre-installed for free
- Flashing kit required for FS and FCM for No Leak Warranty²
- Many standard sizes available
See page 86-87




14° - 85°
3:12 - 137:12
FS and EF
Roof Pitch


0° - 60°
0:12 - 20:12
FCM Roof Pitch


10° - 60°
2:12 - 20:12
QPF
Roof Pitch


Pre-installed and
special order blinds
available³

Federal
**SOLAR
TAX CREDIT**
With Go Solar¹


Forget the hassle! Have your blinds pre-installed for **FREE** when included with your skylight purchase. Offer not available for special order blinds.

Light-Filtering, Single-Pleated Blinds Solar-Powered or Manual


IN STOCK (2-4 DAYS SHIPPING)



IN STOCK (UP TO 13 DAYS SHIPPING)



SPECIAL ORDER (14 DAYS SHIPPING)



Blackout Blinds, Flat Fabric Solar-Powered


SPECIAL ORDER (14 DAYS SHIPPING)




★ Special order blinds ship separately from your skylight.

Room-Darkening, Double-Pleated Blinds Solar-Powered or Manual


IN STOCK (2-4 DAYS SHIPPING)



IN STOCK (UP TO 13 DAYS SHIPPING)



SPECIAL ORDER (14 DAYS SHIPPING)



Venetian Blinds Manual

IN STOCK (2-4 DAYS SHIPPING)



SPECIAL ORDER (14 DAYS SHIPPING)



Custom-Sized Skylights

Venting
Fixed

Your skylights, your way. When standard-sized skylights won't cut it, there's VELUX Custom-Sized Skylights. Available in fixed and venting options, these skylights are built to fit the size and shape you need to create the perfect look for your home. And with certain models measuring up to 32 square feet, there's no project too big for VELUX Custom-Sized Skylights.

(3) VELUX Custom-Sized
Fixed Skylight
GSM 36" x 98"

Custom-Sized Skylights

Venting Skylights




Available in solar-powered (EVMS) and manual (EV).

Custom Venting Skylights

- Solar and manual operation models to fit every household
- Integrated Ultraseal Flashing for a leak-proof performance
- Acoustic rain sensor closes skylight at the first sign of rain

Note: the "Go Solar" Tax credit only applies to the EVMS in custom sizes.




14° - 85°
3:12 - 137:12
EVMS and EV
Roof Pitch

Federal
SOLAR
TAX CREDIT
With Go Solar¹

Custom-Sized Skylights

Fixed Skylights



GSM CUSTOM SIZES UP TO **10 FT** WIDE

Available in curb-mounted (FCM), self-flashed (EF), and SkyMax (GSM).



Custom Fixed Skylights

- Clean exterior profile provides natural light without obstructing roofline
- Versatile sizing allows for greater flexibility in positioning options
- GSM Skylight covers areas up to 32 square feet - 10 feet at the longest dimension



1° - 60°
1/4:12 - 20:12
GSM Roof Pitch

14° - 85°
3:12 - 137:12
EF Roof Pitch

0° - 60°
0:12 - 20:12
FCM Roof Pitch

Sun Tunnel[®] Skylights

Sun Tunnel[®] Innovations
Sun Tunnel[®] Skylights

Every room in your home deserves to be filled with natural light – even those in the very center of your home. Unlike traditional windows and skylights, VELUX Sun Tunnel[®] Skylights can be installed virtually anywhere in your house in a single afternoon and at a fraction of the cost.

(2) VELUX Sun Tunnel[®] Skylight
TLR 014

(2) Solar Night Light
ZTZ 213

Optional Frosted Diffuser
Prismatic ZTB 4007US

1 Low-Profile Appearance: A variety of pitched and low-profile light-collecting domes are available to help Sun Tunnels® blend seamlessly into any roofline.

2 Highly Reflective Tunnel: Delivers maximum sunshine from the roof to your ceiling due to the reflective material of the tunnel.

3 Versatile Design: Fits between rafters and around other obstructions in your attic, allowing the Sun Tunnel® to be one of VELUX's most versatile skylights.

4 Additional Lighting: Whether you're looking for a moon-like nighttime glow or want to flip a switch for light at any time, add any of our lighting control options to your Sun Tunnel®.



5 Ceiling Ring and Frosted Diffuser: Add a decorative, modern flare to your room while softly diffusing the natural light pouring in.



Sun Tunnel® Skylights

Sun Tunnels®



Model TLR
Low-Profile
Flat Glass

Model TGR
Low-Profile
Metal Flashing



NEW

Model TZR/TZRL
Wildfire Glass
Curb-Mount

Model TZRQ
Wildfire Glass
Pan-Flashed

Model TMR
Pitched
Metal Flashing



GO
SOLAR

Sun Tunnel® Skylights

- Versatile, highly reflective tunnel carries light from the roof to the space below uninhibited
- Compatible with multiple diffuser options to finish the look of a room
- Go Solar with the Solar Night Light for rigid tunnels to receive a federal tax credit on product and installation¹
- The VELUX Sun Tunnel® Skylight with Wildfire Glass is designed, built, and tested to withstand wildfires
- For all Sun Tunnel® Skylight options See page 88

10° - 60°
2:12 - 20:12
TZRL and TZRQ
Roof Pitch

14° - 60°
3:12 - 20:12
TGF, TGR, TMF,
TMR, and TLR
Roof Pitch

0° - 60°
0:12 - 20:12
TCR and TZR
Roof Pitch

ZTZ 213
Solar Night Light

Federal
**SOLAR
TAX CREDIT**
With Go Solar¹

Flat Roof Skylights

CurveTech Cover
Polycarbonate Cover
Polycarbonate Roof Access
Fixed Curb-Mount
Sun Tunnel® Skylight

Designed for homes with flat or low-pitch roofs, VELUX's line of Flat Roof Skylights transform and improve any space with daylight. The innovative design of these skylights lets in more daylight, easily sheds rainwater, and stands out as a modern addition to roof surfaces.

VELUX Flat Roof Skylight
CFP 090120

CurveTech Top Cover
ISD 1093

Flat Roof Skylights

Flat Roof and Roof Access Skylights



Fixed - CFP
CurveTech Protective Cover



Fixed - CFP
Polycarbonate Protective Cover



Roof Access - CXP
Polycarbonate Cover

Flat Roof and Roof Access Skylights

- Designed for homes with flat or low-pitch roofs
- Features maintenance-free PVC curb with insulation and toughened glass to be virtually impervious to damage
- Innovative curve shape easily whisks away rainwater
- Protective cover reduces the likelihood of condensation and minimizes outdoor sounds
- CXP manually opens up to 60° to allow easy roof access

Note: Must order both base unit and top cover to make a complete skylight unit.



0° - 15°
0:12 - 3:12

CFP and CXP
Roof Pitch

Flat Roof Skylights

Fixed Curb-Mount and Sun Tunnel® Skylights



Fixed Curb-Mounted Skylight - FCM




Model TCR Curb-Mounted Metal Flashing

Model TZR Curb-Mounted Wildfire Glass

Fixed Curb-Mount and Sun Tunnel®

- FCM features a low-profile flat glass to blend seamlessly into your roofline
- Visually expands room with natural light from above
- Go Solar with accompanying accessory pieces (Solar Night Light for Sun Tunnel® or Solar-Powered Blinds for Fixed Curb-Mounted Skylights) to receive a federal tax credit on product and installation

Factory-installed accessory pieces may need to be added.



0° - 60°
0:12 - 20:12
FCM, TZR and TCR
Roof Pitch

ZTZ 213
Solar Night Light

Federal
**SOLAR
TAX CREDIT**
With Go Solar¹

Roof Windows

Top-Hinged
Center-Pivot
Roof Access
CABRIO™

The sky is the limit with VELUX Roof Windows! These in-reach windows manually open to let fresh air flow in and maximize the amount of natural daylight in your home. The perfect choice for loft conversions and attic spaces, roof windows allow you to enjoy panoramic views while increasing your home's energy efficiency and natural ventilation.

VELUX Center Pivot Roof Window
GGU MK06

Roof Windows

Top-Hinged and Roof Access Roof Windows



Top-Hinged
Roof Window - GPU




Roof Access Window - GXU



Roof Windows

- Greatly increase the amount of natural light and fresh air in your rooms
- Sleek outer appearance blends in with your roofline
- Top-Hinged features a convenient bottom operation for in-reach applications
- Roof Access Window offers easy roof access for repairs, maintenance, emergency, and egress
- Roof Access Window features a locking device to keep window open so it won't fall shut

All cladding components are included in the VELUX flashing box. If VELUX flashing is not purchased, cladding must be ordered.


15° - 55°
3:12 - 17:12
GPU Roof Pitch


15° - 85°
3:12 - 137:12
GXU Roof Pitch



Special Order
Blinds Available



Center-Pivot
Roof Window - GGU




Balcony Roof Window -
GDL CABRIO™




Roof Windows

- Center Pivot top control bar can be pulled once for background ventilation, twice to open and rotates 180°
- Low installation of Center Pivot allows for more flexibility and better views
- CABRIO™ transforms from roof window to balcony in seconds to enjoy any time
- Top half of CABRIO™ opens to become a roof window, open both halves for balcony
- CABRIO™ balcony fits flush with the roof when closed

All cladding components are included in the VELUX flashing box. If VELUX flashing is not purchased, cladding must be ordered.


 15° - 90°
 3:12 - 90°
 GGU Roof Pitch


 35° - 53°
 8.4:12 - 15:12
 GDL Roof Pitch




Special Order
Blinds Available

Architectural Skylights

Octagonal Pyramid
Square Pyramid
Double Pitch
Structural Bridge
Extended Pyramid
Single Pitch
Low Profile
Modular Skylights

Consisting of stunning pyramid and modular systems, as well as impressive pitched roof applications, the VELUX Architectural Skylight line offers a dramatic yet stylish way to incorporate more daylight into your home. Providing breathtaking sky views, the Architectural Skylights are completely customizable to create just the right look for your home.

VELUX Architectural Skylight
(2) Pinnacle 350 Structural Ridge
7' x 11', 13:12 Pitch



Pyramid Systems and Pitched Roof Applications

- Create spectacular daylighting applications with unlimited design capabilities
- Lightweight, metal-framed skylights capable of spanning up to 40 feet wide
- Insulated glass panels help control heat gain and loss in all types of weather
- Available in a wide variety of high-performance glass and finish options



Venting
Module 5-25°



Fixed
Module 5-25°


Modular Skylights

- Complete system made of multiple skylights with a self-supporting structural system that does not require rafters or beams for support
- Prefabricated components ensure a quality build, 100% water tightness, and fast, easy installation
- Available in a variety of configurations with both venting and fixed modular skylights
- Includes electronic control system with wind and rain sensor



Skylight Sizes


Deck-Mounted Skylight Sizes

		A06	C01	C04	C06	C08	C12	D26	D06	M02	M04	M06	M08	S01	S06
Rough Opening (W-in. x H-in.)	14 1/2 x 45 3/4	21 x 26 7/8	21 x 37 7/8	21 x 45 3/4	21 x 54 7/16	21 x 70 1/4	22 1/2 x 22 5/16	22 1/2 x 45 3/4	30 1/16 x 30	30 1/16 x 37 7/8	30 1/16 x 45 3/4	30 1/16 x 54 7/16	44 1/4 x 26 7/8	44 1/4 x 45 3/4	
VSS / VSE Solar / Electric		•	•	•	•				•	•	•	•	•	•	
VS Manual		•	•	•	•				•	•	•	•	•	•	
FS Fixed	•	•	•	•	•	•	•	•	•	•	•	•	•	•	

VSE not available in M02 size

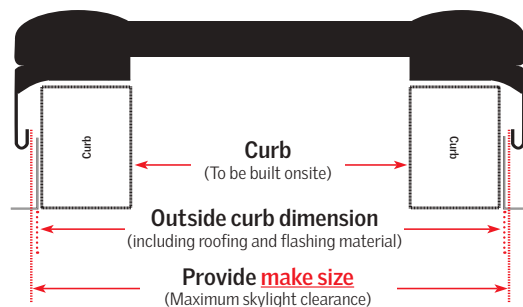
 Model FS sizes D26 and D06 fit perfectly between roof trusses.

Curb-Mounted Skylight Sizes

		1430	1446	2222	2230	2234	2246	2270	3030	3046	3055	3434	3446	4622	4646	4672
Outside Curb (W-in. x H-in.)	17 1/2 x 33 1/2	17 1/2 x 49 1/2	25 1/2 x 25 1/2	25 1/2 x 33 1/2	25 1/2 x 37 1/2	25 1/2 x 49 1/2	25 1/2 x 73 1/2	33 1/2 x 33 1/2	33 1/2 x 49 1/2	33 1/2 x 58 1/2	37 1/2 x 37 1/2	37 1/2 x 49 1/2	49 1/2 x 25 1/2	49 1/2 x 49 1/2	49 1/2 x 75 1/2	
Max. Skylight Clearance (W-in. x H-in.)	18 5/8 x 34 5/8	18 5/8 x 50 5/8	26 5/8 x 26 5/8	26 5/8 x 34 5/8	26 5/8 x 38 5/8	26 5/8 x 50 5/8	26 5/8 x 74 5/8	34 5/8 x 34 5/8	34 5/8 x 50 5/8	34 5/8 x 59 5/8	38 5/8 x 38 5/8	38 5/8 x 50 5/8	50 5/8 x 26 5/8	50 5/8 x 50 5/8	50 5/8 x 76 5/8	
VCS / VCE Solar / Electric			•	•	•	•		•	•			•	•	•	•	
VCM Manual			•	•	•	•		•	•			•	•	•	•	
FCM Fixed	•	•	•	•	•	•	•	•	•	•	•	•	•	•	•	

FCM custom sizes available


FCM & GSM Custom Sizes



Length	Width	Production Time
18 3/4 x 72	18 3/4 to 50 3/4	8-14 days
72 1/4 to 76 1/2	18 3/4 to 50 3/4	20 days or less

We require maximum skylight clearance dimensions in 1/4" increments (0, 1/4, 1/2, 3/4) for width and height.
Custom size flashing kits and blinds are not available
Some specialty glass options require longer lead times


SkyMax Skylight Sizes

		4896	5199
Outside Curb (W-in. x H-in.)	48 x 96	48 x 96	51 x 99
Max. Skylight Clearance (W-in. x H-in.)	49 1/4 x 97 1/4	49 1/4 x 97 1/4	52 1/4 x 100 1/4
GSM Fixed		•	•

GSM custom sizes available


Skylight Sizes

Self-Flushed Skylight Sizes


		2222	2230	2238	2246	2254	3030	3046	3054	4646
Rough Opening (W-in. x H-in.)	22 1/2 x 22 1/2	22 1/2 x 30 1/2	22 1/2 x 38 1/2	22 1/2 x 46 1/2	22 1/2 x 54 1/2	30 1/2 x 30 1/2	30 1/2 x 46 1/2	30 1/2 x 54 1/2	46 1/2 x 46 1/2	
EV Manual	•	•	•	•	•	•	•	•	•	
EF Fixed	•	•	•	•	•	•	•	•	•	
QPF Fixed	•	•		•			•	•	•	

EVMS, EV, EF custom sizes available

Flat Roof Skylight Sizes


		060060	060090	080080	090120	100100	120120	150150
Rough Opening (W-in. x H-in.)	23 5/8 x 23 5/8	23 5/8 x 35 7/16	31 1/2 x 31 1/2	35 7/16 x 47 1/4	39 3/8 x 39 3/8	47 1/4 x 47 1/4	59 x 59	
CFP Fixed		•	•	•	•		•	
CXP Exit				•	•	•		

Roof Window Sizes

		CK02	CK04	CK06	FK04	FK06	FK08	MK04	MK06	MK08	MK10	PK06	PK08	PK10	SK06	SK08	UK04	UK08
Rough Opening (W-in. x H-in.)	22 1/8 x 31 1/8	22 1/8 x 39	22 1/8 x 46 7/8	26 1/2 x 39	26 1/2 x 46 7/8	26 1/2 x 55 1/2	31 1/4 x 39	31 1/4 x 46 7/8	31 1/4 x 55 1/2	31 1/4 x 63 1/2	37 3/8 x 46 7/8	37 3/8 x 55 1/2	37 3/8 x 63 1/2	45 3/8 x 46 7/8	45 3/8 x 55 1/2	53 1/4 x 39	53 1/4 x 55 1/2	
GPU Top-Hinged	•	•	•					•	•	•				•	•		•	
GGU Center-Pivot	•	•	•	•	•	•	•	•	•	•	•	•	•	•	•	•	•	
GXU Roof-Access			•		•													

◆ Satisfy egress requirements

Cabrio Balcony Roof Window Sizes

		PK19	MK19
Rough Opening (W-in. x H-in.)	39 3/8 x 101	39 3/8 x 101	33 1/16 x 101

Skylight Sizes

Sun Tunnel® Skylight Sizes



	Dome Sun Tunnel® Skylights (available with acrylic or impact domes)						Wildfire Sun Tunnel® Skylights						
	Model TLR	Model TCR	Model TMR		Model TGR			Model TMF	Model TGF		Model TZR	Model TZRL	Model TZRQ
	 14° - 60° 3:12 - 20:12	 0° - 60° 0:12 - 20:12	 14° - 60° 3:12 - 20:12		 14° - 60° 3:12 - 20:12			 14° - 60° 3:12 - 20:12	 14° - 60° 3:12 - 20:12		 0° - 60° 0:12 - 20:12	 10° - 60° 2:12 - 20:12	 10° - 60° 2:12 - 20:12
	014	014	010	014	010	014	022	014	014	022	014	014	014
Rough Opening (ceiling)	15 1/4	15 1/4	11 1/4	15 1/4	11 1/4	15 1/4	23 1/4	14 3/4	14 3/4	22 3/4	15 1/4	15 1/4	15 1/4
Rough Opening (roof deck)	14 1/2 x 17 3/4	16 3/4 x 16 3/4	12 1/2 x 16	14 1/2 x 20	14 1/2 x 16	14 1/2 x 18	22 1/2 x 26	14 1/2 x 20	14 1/2 x 18	22 1/2 x 26	14 1/2 x 14 1/2	14 1/2 x 14 1/2	14 1/2 x 14 1/2
Tunnel Length with Kit (ft.)	4	4	4	4	4	4	4	8	8	8	5.3	5.3	4.3
Maximum Recommended Install Length (ft.)	30	30	20	30	20	30	40	8	8	12	30	30	30

Testing Data

VELUX rigorously tests the materials of our skylights so you can rest assured that the products installed in your home are safe.

For our most up-to-date data, visit veluxusa.com/testing-data.



ENERGY STAR®

One of the most straightforward ways to help meet energy codes as a builder or architect, while still designing bright, airy buildings, is to specify ENERGY STAR® certified products.

Most VELUX residential products are ENERGY STAR® certified in all 50 states, which means they meet energy efficiency standards set by the US Environmental Protection Agency (EPA). In order to be ENERGY STAR® certified, fenestration products must have their U-factor, Visible Transmittance, and Solar Heat Gain Coefficient ratings independently tested and approved under the FenStarSM Certification Program of the National Fenestration Rating Council (NFRC) to qualify.

By using ENERGY STAR® certified products, architects and builders can use skylights to bring much needed daylight and fresh air inside, allowing them to create more attractive buildings and more livable spaces while still meeting local energy codes.

In warmer climates, there is great potential for lighting energy savings by using emerging control technologies like VELUX ACTIVE or more effective daylighting products like VELUX skylights with blinds and Sun Tunnel® Skylights.



Visit energystar.gov for more information.

Code Compliance

VELUX offers a broad array of skylights, roof windows, and Sun Tunnels® that meet the applicable performance requirements and testing and labeling standards written into the most current US Model Codes:

- 2018 IBC (International Building Code)
- 2018 IRC (International Residential Code), and
- 2018 IECC (International Energy Conservation Code),
- As well as local and regional codes based on the above codes.

Additionally, electrical components built into VELUX products are UL listed.

Standard VELUX residential skylights and Sun Tunnel® products also meet or exceed applicable Powersmart requirements, in addition to those of the current and prior North American Fenestration Standards (NAFS), also known as AAMA/WDMA/CSA 101/I.S.2/A440. Copper-clad versions may not exceed these requirements but do meet other standards required of them.

To verify these attainments on-site, the products are shipped with all required labels to expedite the inspection and final acceptance process. VELUX confidently certifies through these labels that only products consistent with the tested specimens are sent to the job.

Warranty

For 80 years, VELUX has been dedicated to producing skylights that are synonymous with quality and reliability. Our commitment to you does not end once your skylight is installed.

The VELUX deck- and curb-mounted product family is designated as "The No Leak Skylight." It carries a 10-year installation warranty, plus 20 years on glass seal failure, 10 years on product, and 5 years on blinds and controls.

This limited "No Leak Skylight" warranty does not apply to VELUX product purchased prior to January 1, 2010.

NOTICE: ALL GLASS MAY BE SUBJECT TO UNEXPECTED AND SPONTANEOUS BREAKAGE in rare circumstances due to imperfections in the glass that are undetectable during the manufacturing and inspection process by the manufacturer of the glass and VELUX.

VELUX offers the choice of laminated or tempered glass skylights. Impact glass and comfortplus glass are all types of laminated glass. Comfort glass is a type of tempered glass. Laminated glass is a combination of two or more glass sheets with one or more interlayers of plastic (PVB) or resin. In case of breakage, the interlayer is designed to hold the fragments together. Tempered glass does not contain an interlayer to hold the fragments together. Instead, tempered glass is designed to break into small, pebble-like pieces. When tempered glass breaks, pieces of glass come loose and may strike an individual.

CONSULT LOCAL REGULATIONS AND/OR BUILDING MATERIAL CONSULTANTS TO DETERMINE WHICH TYPE OF GLASS IS RIGHT FOR YOU OR IF LAMINATED GLASS IS REQUIRED IN YOUR APPLICATION.

All VELUX skylights, roof windows, Sun Tunnel® Skylights, flashing kits and blinds must be purchased through a qualified VELUX dealer. Please see the "Where To Buy" section of veluxusa.com website for a list of VELUX dealers near you.

The VELUX Group creates better living environments with daylight and fresh air through the roof. The VELUX product program contains a wide range of roof windows and skylights, along with solutions for flat roofs. The Group also supplies many types of decoration and sun screening, roller shutters, installation products, and products for remote control for installation in roofs. The VELUX Group, which has manufacturing companies in 11 countries and sales companies in nearly 40 countries, represents one of the strongest brands in the global building materials sector and its products are sold in most parts of the world. The VELUX Group has about 10,000 employees and is owned by VKR Holding A/S, a limited company wholly owned by foundations and family. For more details, visit velux.com.

VELUX America LLC
450 Old Brickyard Road
PO Box 5001
Greenwood, SC 29648-5001
Tel 1-800-888-3589
veluxusa.com
whyskylights.com

Bringing light to life™

VELUX®

XUS 20183-0121 • ©2021 VELUX Group • VELUX®, VELUX logo are registered trademarks • VELUX Sun Tunnel is a trademark of VELUX Group. HGTV, HGTV Dream Home, HGTV Dream Home Giveaway, HGTV Smart Home, HGTV Smart Home Giveaway, HGTV Urban Oasis, HGTV Urban Oasis Giveaway and their associated logos are trademarks of Discovery or its subsidiaries and affiliates. All rights reserved. • Photos © 2019-2020 Discovery or its subsidiaries and affiliates. All rights reserved.