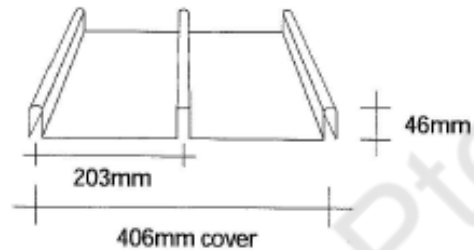


# Popular Profiles

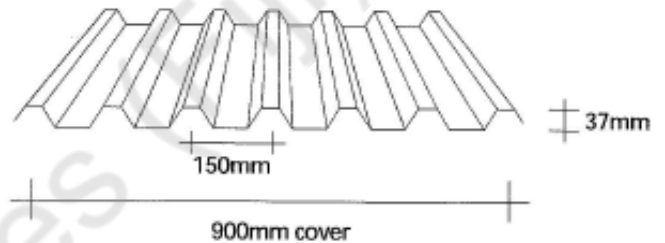
## Profile: Alsynite 400

Standard Weight: 2000g/m<sup>2</sup> (1.2mm)



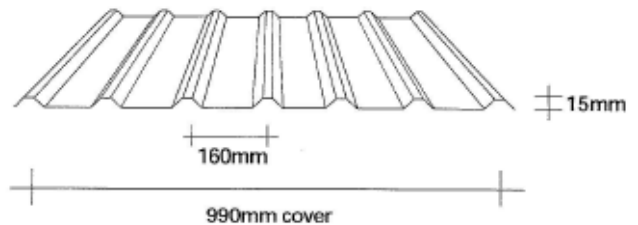
## Profile: ST900

Standard Weight: 2200g/m<sup>2</sup> (1.3mm)



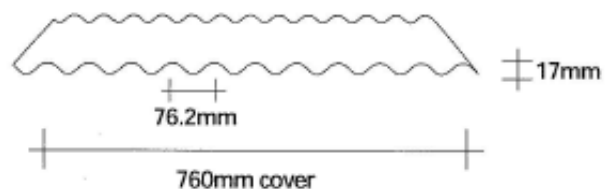
## Profile: Budget

Standard Weight: 1800 g/m<sup>2</sup> (1.1mm)



## Profile: Custom Orb (Corrugated)

Standard Weight: 1800 g/m<sup>2</sup>

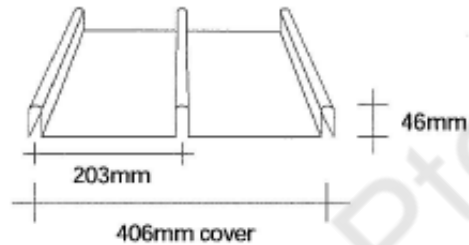


All Topglass® products are available to match common roof profiles and flat sheet, subject to minimum quantity order and raw material availability. For more information, contact Alsynite NZ Ltd. 0800 257 964

# Popular Profiles

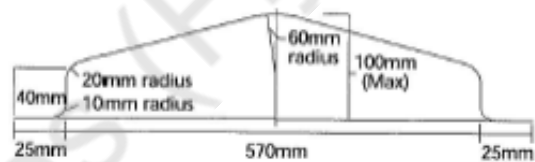
## Profile: Dimondek 400

Standard Weight: 2000 g/m<sup>2</sup> (1.2mm)



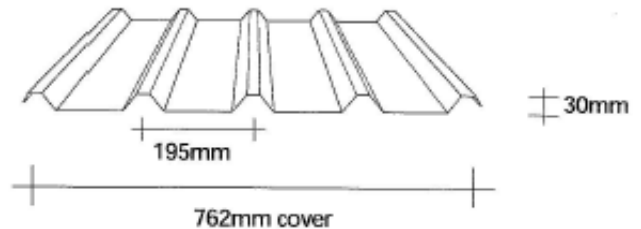
## Profile: ERL

Standard Weight: 2200 g/m<sup>2</sup> (1.3mm)




## Profile: 5-Rib

Standard Weight: 1800 g/m<sup>2</sup> (1.1mm)



## Profile: Flat Sheet

Standard Weight: 1800 g/m<sup>2</sup> (1.1mm)

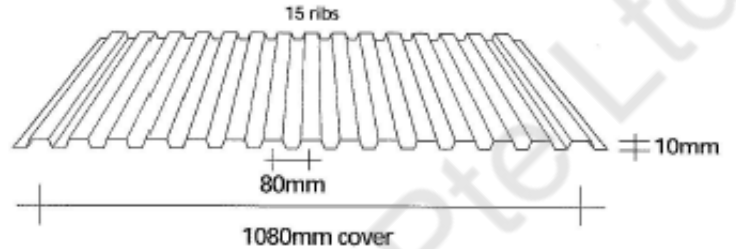


All Topglass® products are available to match common roof profiles and flat sheet, subject to minimum quantity order and raw material availability. For more information, contact Alsynite NZ Ltd. 0800 257 964

# Popular Profiles

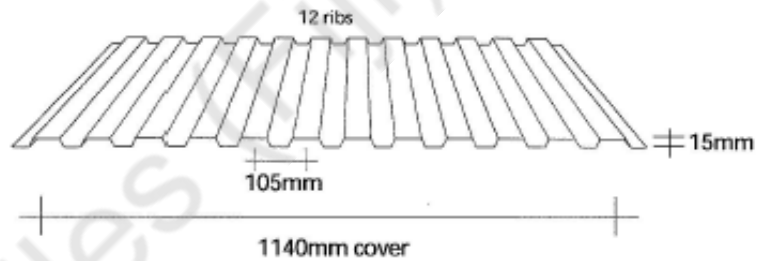
## Profile: Greca

Standard Weight: 1800 g/m<sup>2</sup> (1.1mm)



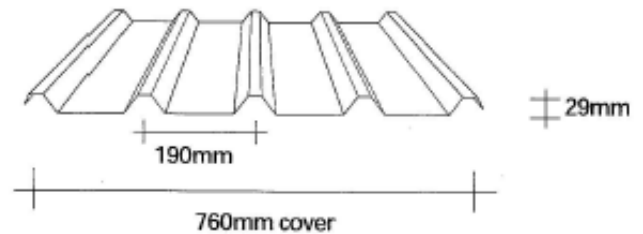
## Profile: Greenhouse

Standard Weight: 1800 g/m<sup>2</sup> (1.1mm)



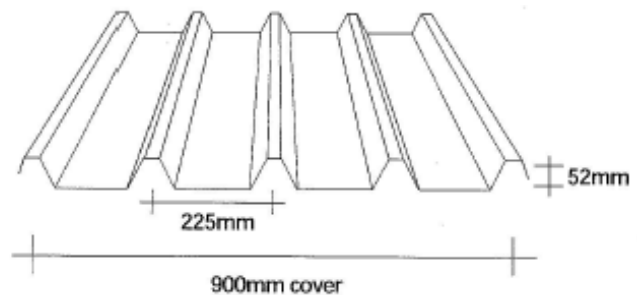
## Profile: Hi Five

Standard Weight: 1800 g/m<sup>2</sup> (1.1mm)



## Profile: Hi Line / Topspan

Standard Weight: 2000 g/m<sup>2</sup> (1.2mm)

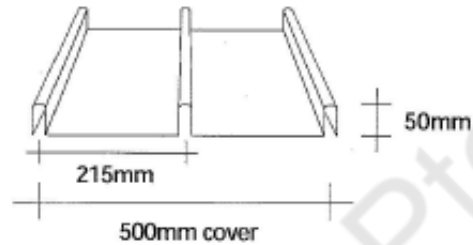


All Topglass® products are available to match common roof profiles and flat sheet, subject to minimum quantity order and raw material availability. For more information, contact Alsynite NZ Ltd. 0800 257 964

# Popular Profiles

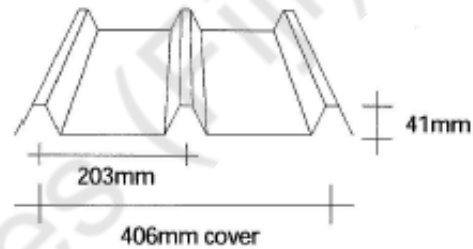
## Profile: Hi Rib

Standard Weight: 2000 g/m<sup>2</sup> (1.2mm)



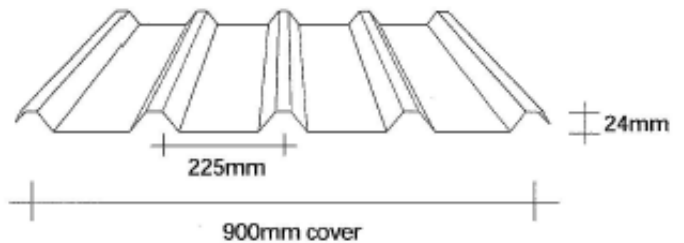
## Profile: Kiplok 406

Standard Weight: 2000 g/m<sup>2</sup> (1.2mm)



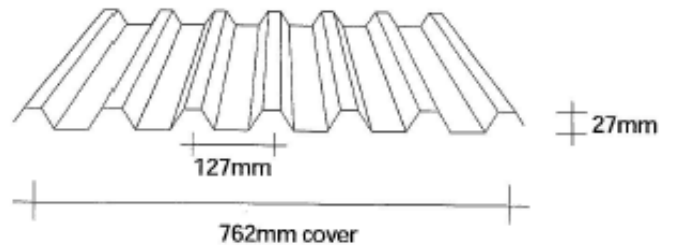
## Profile: Lanwood

Standard Weight: 1800 g/m<sup>2</sup> (1.1mm)



## Profile: Longrib

Standard Weight: 1800 g/m<sup>2</sup> (1.1mm)

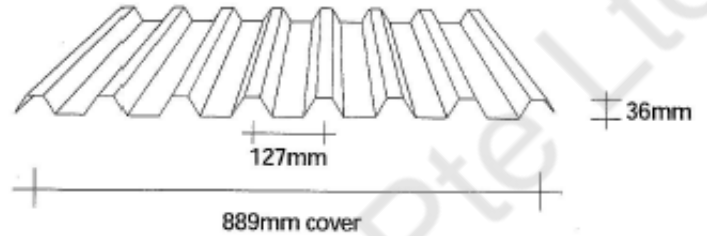


All Topglass® products are available to match common roof profiles and flat sheet, subject to minimum quantity order and raw material availability. For more information, contact Alsynite NZ Ltd. 0800 257 964

# Popular Profiles

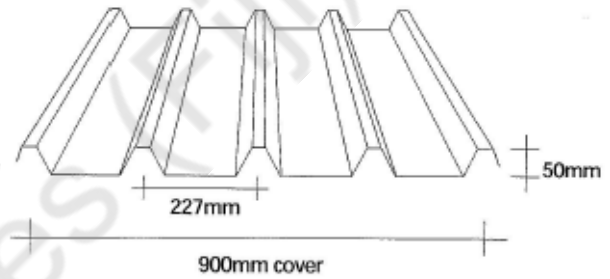
## Profile: ST7

Standard Weight: 2200 g/m<sup>2</sup> (1.3mm)



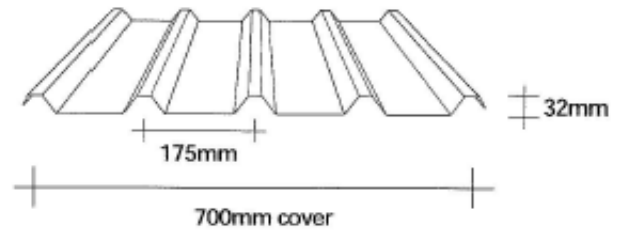
## Profile: Maxi Span

Standard Weight: 2200 g/m<sup>2</sup> (1.3mm)



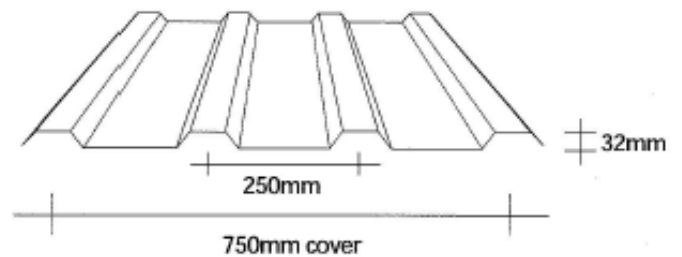
## Profile: MC700

Standard Weight: 1800 g/m<sup>2</sup> (1.1mm)



## Profile: MC750

Standard Weight: 1800 g/m<sup>2</sup> (1.1mm)

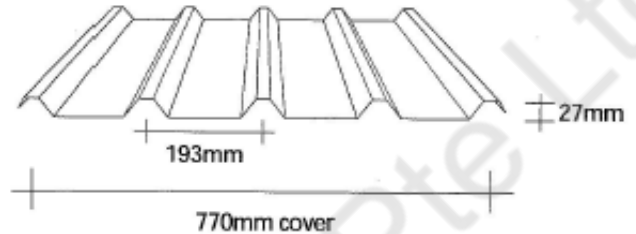


All Topglass® products are available to match common roof profiles and flat sheet, subject to minimum quantity order and raw material availability. For more information, contact Alsynite NZ Ltd. 0800 257 964

# Popular Profiles

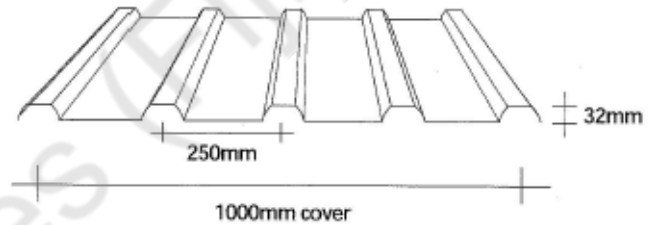
**Profile: MC770**

Standard Weight: 1800 g/m<sup>2</sup> (1.1mm)



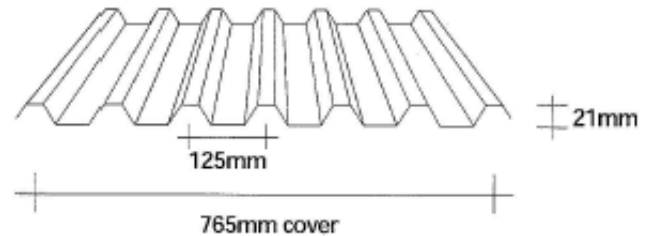
**Profile: MC1000**

Standard Weight: 2200 g/m<sup>2</sup> (1.3mm)



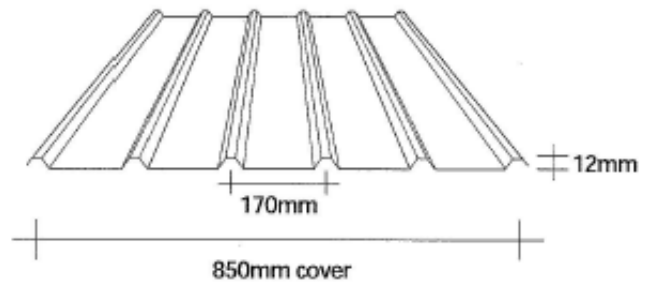
**Profile: MegaSpan**

Standard Weight: 1800 g/m<sup>2</sup> (1.1mm)



**Profile: Metclad**

Standard Weight: 1800 g/m<sup>2</sup> (1.1mm)

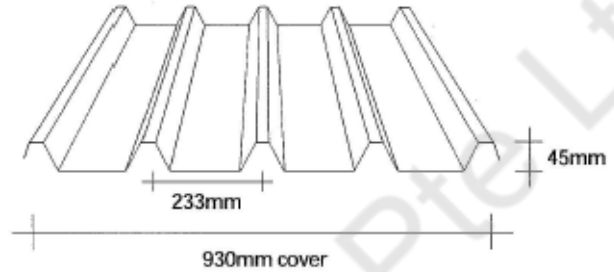


All Topglass® products are available to match common roof profiles and flat sheet, subject to minimum quantity order and raw material availability. For more information, contact Alsynite NZ Ltd. 0800 257 964

# Popular Profiles

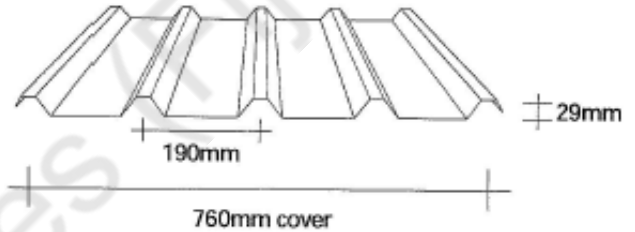
**Profile: Metcom 930**

Standard Weight: 2200 g/m<sup>2</sup> (1.3mm)



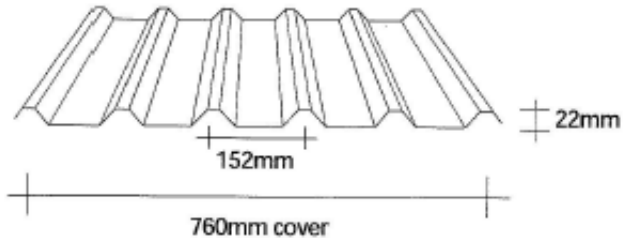
**Profile: Metdek**

Standard Weight: 1800 g/m<sup>2</sup> (1.1mm)



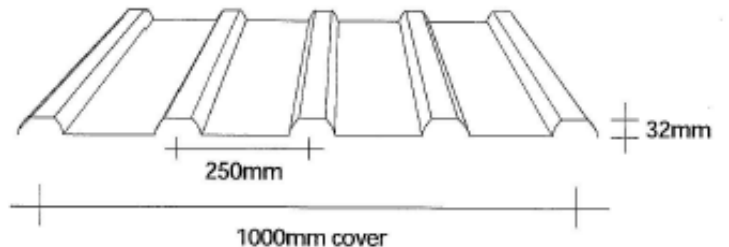
**Profile: Metrib**

Standard Weight: 1800 g/m<sup>2</sup> (1.1mm)



**Profile: Metric**

Standard Weight: 2200 g/m<sup>2</sup> (1.3mm)

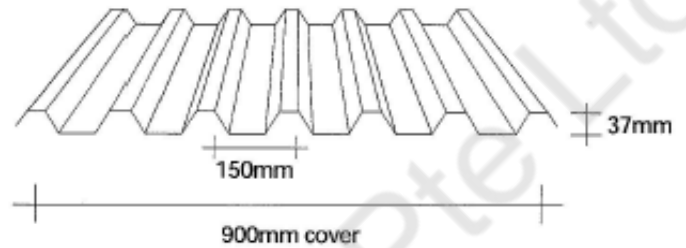


All Topglass® products are available to match common roof profiles and flat sheet, subject to minimum quantity order and raw material availability. For more information, contact Alsynite NZ Ltd. 0800 257 964

# Popular Profiles

**Profile: MF900**

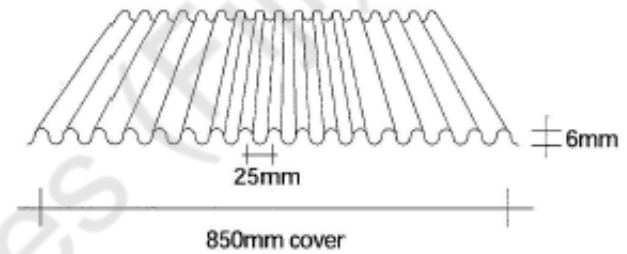
Standard Weight: 2200 g/m<sup>2</sup> (1.3mm)



**Profile: Mini Orb**

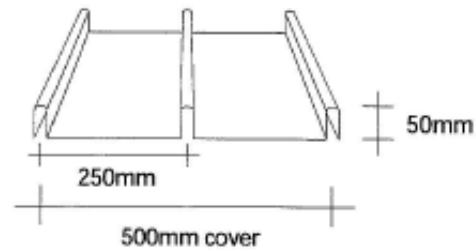
Standard Weight: 1800 g/m<sup>2</sup> (1.1mm)

34.5 corrugations



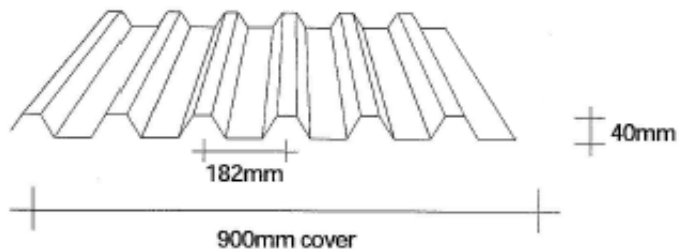
**Profile: Multidek 500**

Standard Weight: 2000 g/m<sup>2</sup> (1.2mm)



**Profile: Multirib**

Standard Weight: 2200 g/m<sup>2</sup> (1.3mm)



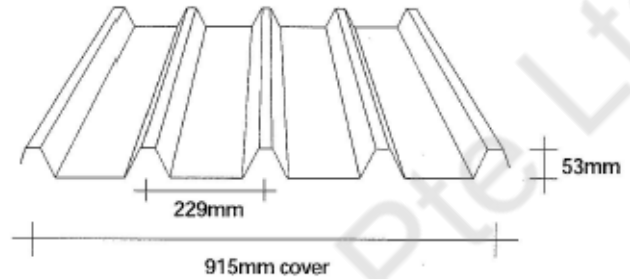
All Topglass® products are available to match common roof profiles and flat sheet, subject to minimum quantity order and raw material availability. For more information, contact Alsynite NZ Ltd. 0800 257 964



# Popular Profiles

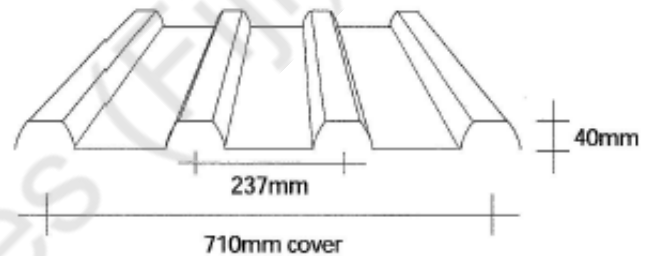
## Profile: Multispan

Standard Weight: 2200 g/m<sup>2</sup> (1.3mm)



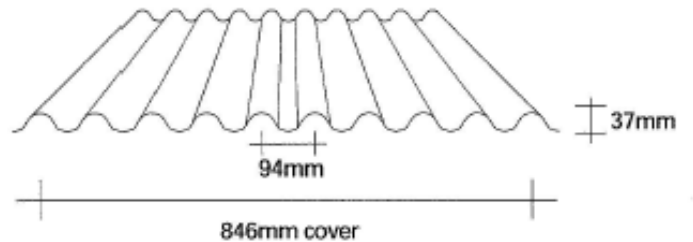
## Profile: NC710 4-Rib

Standard Weight: 2200 g/m<sup>2</sup> (1.3mm)



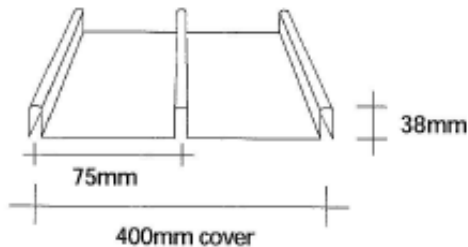
## Profile: Onduline

Standard Weight: 1800 g/m<sup>2</sup> (1.1mm)



## Profile: Paneldek

Standard Weight: 2000 g/m<sup>2</sup> (1.2mm)

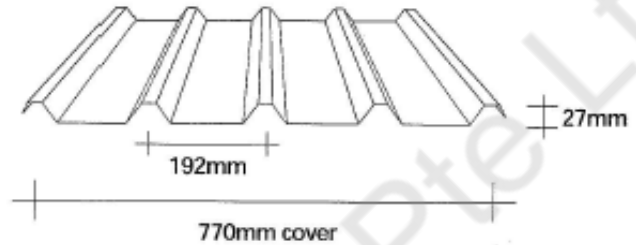


All Topglass® products are available to match common roof profiles and flat sheet, subject to minimum quantity order and raw material availability. For more information, contact Alsynite NZ Ltd. 0800 257 964

# Popular Profiles

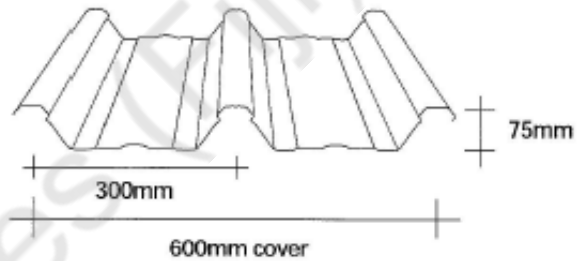
## Profile: Plumdek

Standard Weight: 1800 g/m<sup>2</sup> (1.1mm)



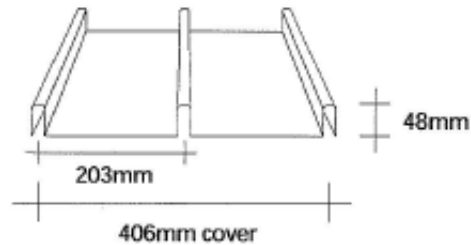
## Profile: Purlindek

Standard Weight: 1800 g/m<sup>2</sup> (1.1mm)



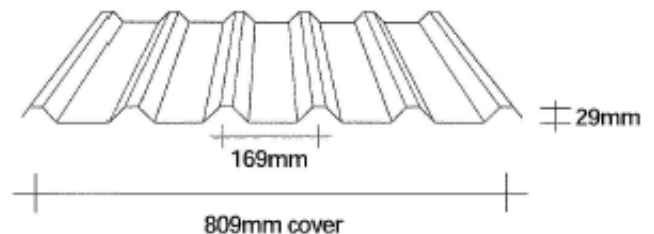
## Profile: Ribdek

Standard Weight: 2000 g/m<sup>2</sup> (1.2mm)



## Profile: Ribline 800

Standard Weight: 1800 g/m<sup>2</sup> (1.1mm)

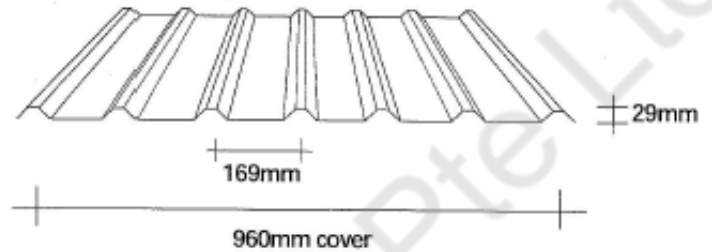


All Topglass® products are available to match common roof profiles and flat sheet, subject to minimum quantity order and raw material availability. For more information, contact Alsynite NZ Ltd. 0800 257 964

# Popular Profiles

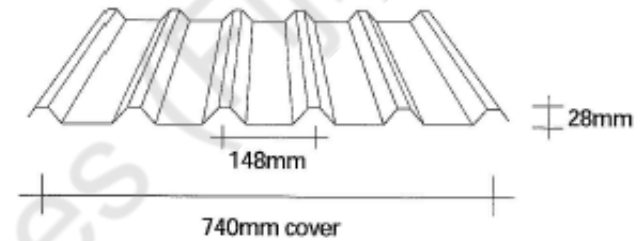
## Profile: Ribline 960

Standard Weight: 2200 g/m<sup>2</sup> (1.3mm)



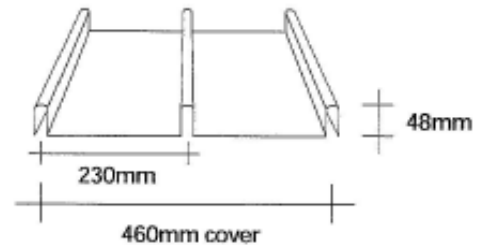
## Profile: Rib Roof

Standard Weight: 1800 g/m<sup>2</sup> (1.1mm)



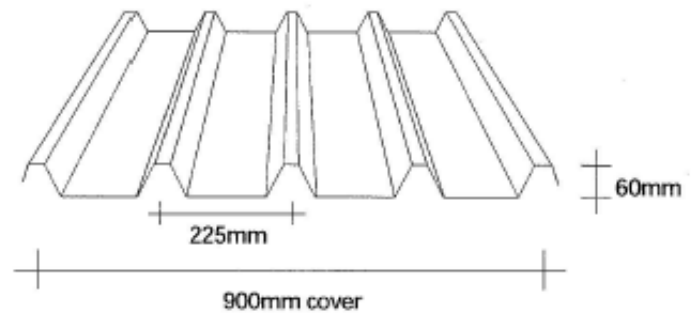
## Profile: Rib Roof 18

Standard Weight: 2000 g/m<sup>2</sup> (1.2mm)



## Profile: Ribspan 900

Standard Weight: 2200 g/m<sup>2</sup> (1.3mm)

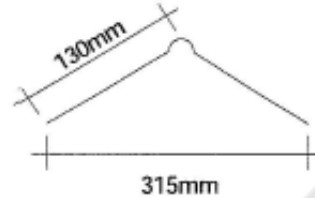


All Topglass® products are available to match common roof profiles and flat sheet, subject to minimum quantity order and raw material availability. For more information, contact Alsynite NZ Ltd. 0800 257 964

# Popular Profiles

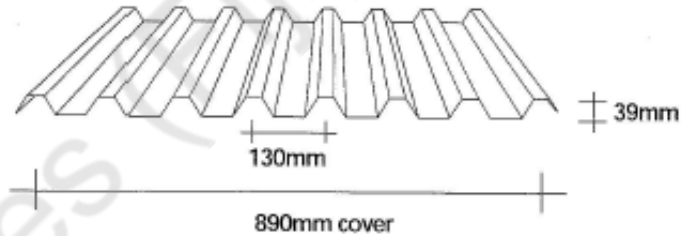
## Profile: Ridge

Standard Weight: 2200 g/m<sup>2</sup> (1.3mm)



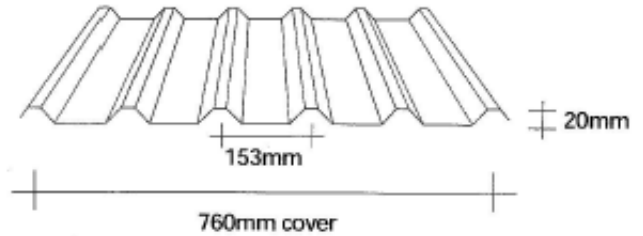
## Profile: Silbery 7

Standard Weight: 2200 g/m<sup>2</sup> (1.3mm)



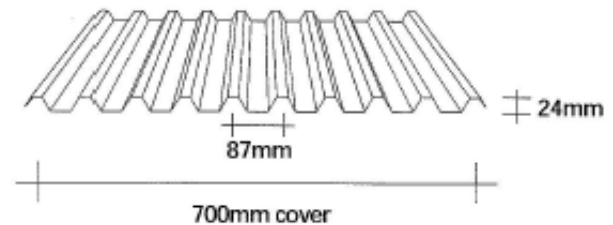
## Profile: Six Rib

Standard Weight: 1800 g/m<sup>2</sup> (1.1mm)



## Profile: Alsynite 700

Standard Weight: 1800 g/m<sup>2</sup> (1.1mm)

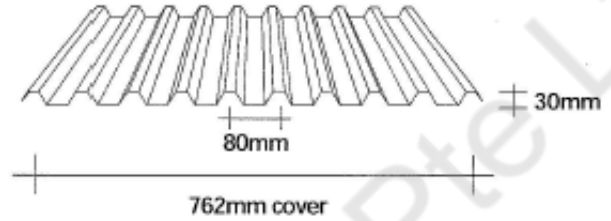


All Topglass® products are available to match common roof profiles and flat sheet, subject to minimum quantity order and raw material availability. For more information, contact Alsynite NZ Ltd. 0800 257 964

# Popular Profiles

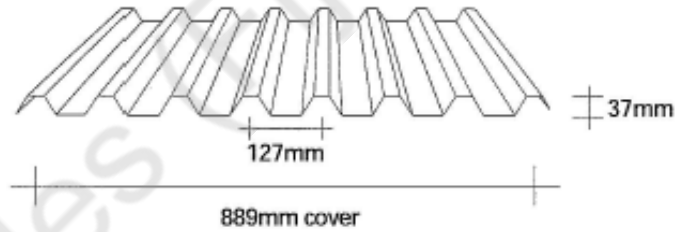
**Profile: Spandek 762**

Standard Weight: 1800 g/m<sup>2</sup> (1.1mm)



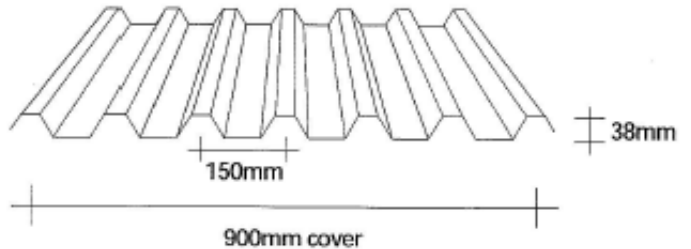
**Profile: ST 7**

Standard Weight: 2200 g/m<sup>2</sup> (1.3mm)



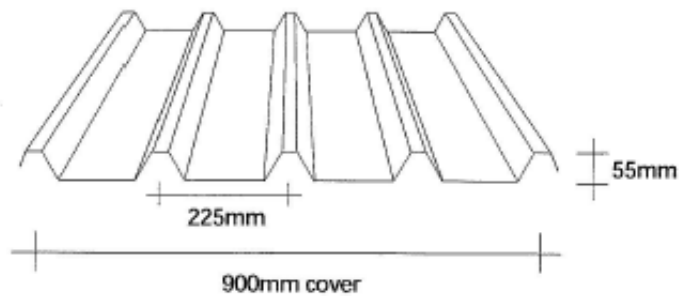
**Profile: ST 900**

Standard Weight: 2200 g/m<sup>2</sup> (1.3mm)



**Profile: Alsynite 900**

Standard Weight: 2200 g/m<sup>2</sup> (1.3mm)

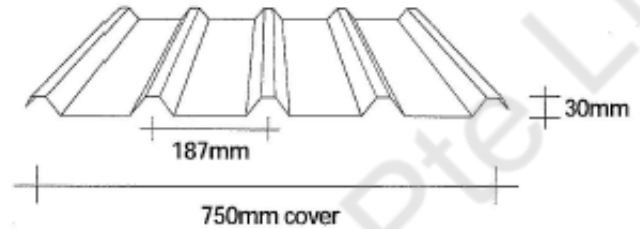


All Topglass® products are available to match common roof profiles and flat sheet, subject to minimum quantity order and raw material availability. For more information, contact Alsynite NZ Ltd. 0800 257 964

# Popular Profiles

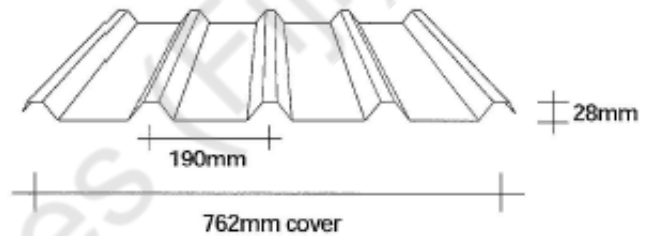
## Profile: Styleline

Standard Weight: 1800 g/m<sup>2</sup> (1.1mm)



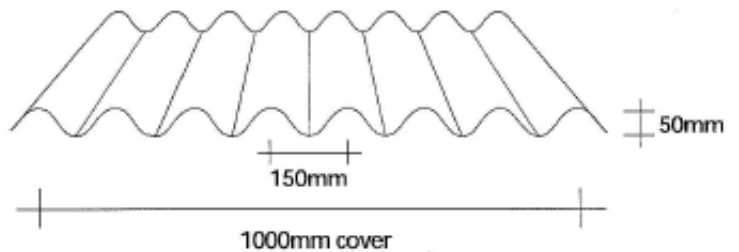
## Profile: Superdek

Standard Weight: 1800 g/m<sup>2</sup> (1.1mm)



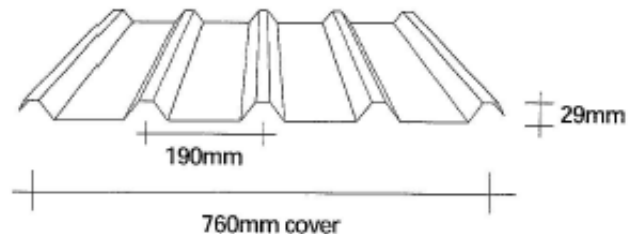
## Profile: Supersix

Standard Weight: 1800 g/m<sup>2</sup> (1.1mm)



## Profile: T Rib

Standard Weight: 1800 g/m<sup>2</sup> (1.1mm)

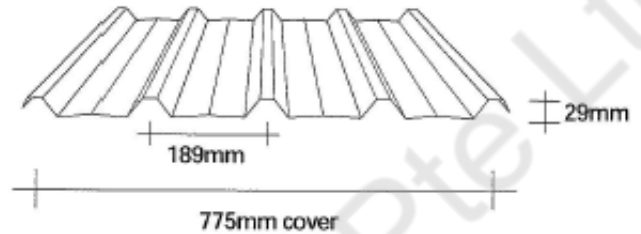


All Topglass® products are available to match common roof profiles and flat sheet, subject to minimum quantity order and raw material availability. For more information, contact Alsynite NZ Ltd. 0800 257 964

# Popular Profiles

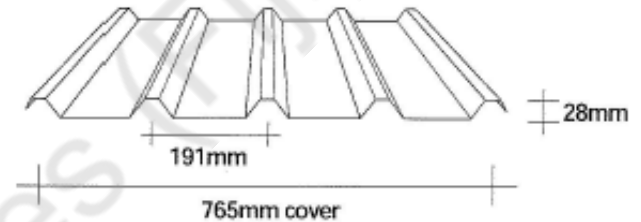
## Profile: 5 Rib

Standard Weight: 1800 g/m<sup>2</sup> (1.1mm)



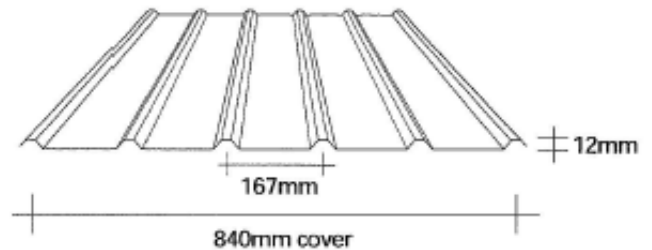
## Profile: Trimform

Standard Weight: 1800 g/m<sup>2</sup> (1.1mm)



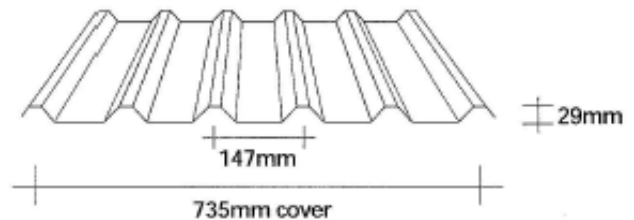
## Profile: Trimklad

Standard Weight: 1800 g/m<sup>2</sup> (1.1mm)



## Profile: Trimline

Standard Weight: 1800 g/m<sup>2</sup> (1.1mm)

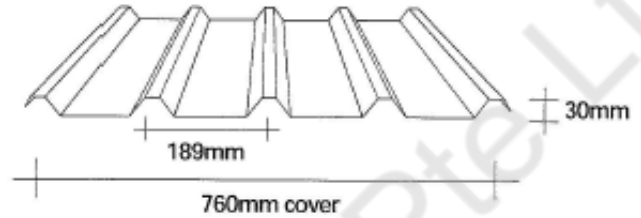


All Topglass® products are available to match common roof profiles and flat sheet, subject to minimum quantity order and raw material availability. For more information, contact Alsynite NZ Ltd. 0800 257 964

# Popular Profiles

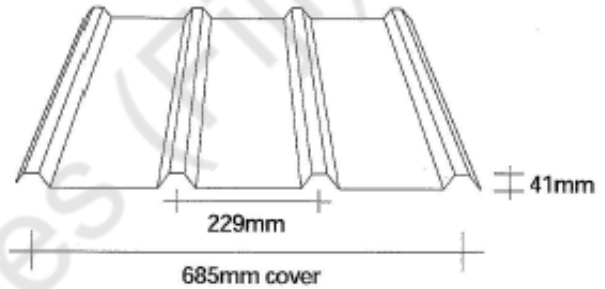
## Profile: Trimroof

Standard Weight: 1800 g/m<sup>2</sup> (1.1mm)



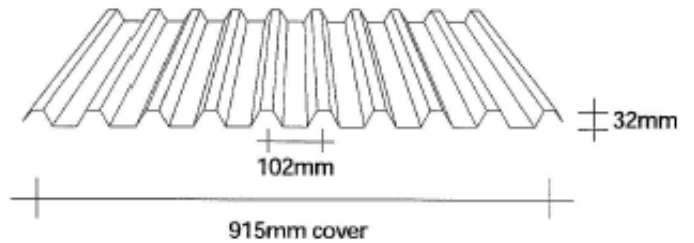
## Profile: Triple Span 865

Standard Weight: 2000 g/m<sup>2</sup> (1.2mm)



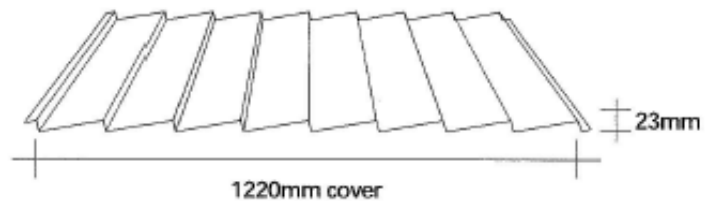
## Profile: Alsynite Rib

Standard Weight: 2200 g/m<sup>2</sup> (1.3mm)



## Profile: Weatherboard

Standard Weight: 1800 g/m<sup>2</sup> (1.1mm)



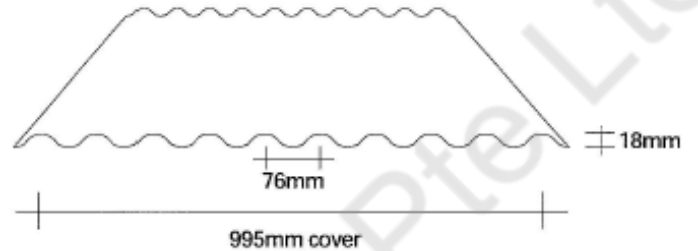
All Topglass® products are available to match common roof profiles and flat sheet, subject to minimum quantity order and raw material availability. For more information, contact Alsynite NZ Ltd. 0800 257 964



# Popular Profiles

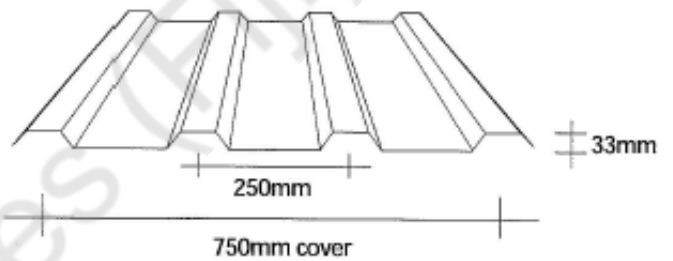
## Profile: Wide Corrugate

Standard Weight: 1800 g/m<sup>2</sup> (1.1mm)



## Profile: Alsynite 750

Standard Weight: 1800 g/m<sup>2</sup> (1.1mm)



All Topglass® products are available to match common roof profiles and flat sheet, subject to minimum quantity order and raw material availability. For more information, contact Alsynite NZ Ltd. 0800 257 964