





**AIR-CELL®**


## COMMERCIAL METAL DECK ROOF INSTALLATION INSTRUCTIONS (NEW BUILDING)




1. Lay Kingspan **AIR-CELL** perpendicular to purlins ensuring a 50 mm overlap into the gutter.




2. Allow a nominal 40 mm sag between purlins. If mesh is used, ensure that the mesh is installed loosely to allow for this sag.



3. Overlap by 50 mm at joints and apply 72 to 100 mm reinforced foil tape to top of joint. Alternatively allow 150mm overlap when joints are not to be taped.



4. Use a plastic squeegee or blade to apply appropriate pressure to the tape. End joins should be overlapped by 600 mm if not taped.



5. Fix roof sheeting by screwing through Kingspan **AIR-CELL** to the purlin.



© Kingspan, Kooltherm, Air-Cell, the zo Device and the Lion Device are Registered Trademarks of the Kingspan Group plc in Australia and other countries. All rights reserved. © Kingspan Insulation Pty Ltd



Australia Tel: 1300 247 235  
Email: [info@kingspaninsulation.com.au](mailto:info@kingspaninsulation.com.au)  
[www.kingspaninsulation.com.au](http://www.kingspaninsulation.com.au)

New Zealand Tel: (09) 969 1613  
Email: [info@kingspaninsulation.co.nz](mailto:info@kingspaninsulation.co.nz)  
[www.kingspaninsulation.co.nz](http://www.kingspaninsulation.co.nz)

Asia Email: [info@kingspansinsulation.asia](mailto:info@kingspansinsulation.asia)  
[www.kingspaninsulation.asia](http://www.kingspaninsulation.asia)