

BREMICK™

BRA SDM – Self Drilling for Metal

For fastening the crests of
corrugated and square rib roof
sheeting to steel
purlins in cyclonic regions.

One step fastening of corrugated
and square rib sheeting
eg. Custom Orb®, Trimdek® & Spandek®

Self drilling for metal screw
for fastening to steel purlins
up to 6.5mm thick.

For profile heights, 16mm to 150mm
Available in lengths 50mm to 175mm

B8 protection to AS 3566 Class 4.

25mm diameter marine grade
aluminium/ EPDM universal BRA
cyclone washer (Specifically
designed cyclone washer).

Available in all Colorfast colours

Tested & Certified to AS/NZS 1170.2
& BCA 2008 specification B 1.2
for the design of buildings
in cyclonic areas.

Accepted for inclusion in the
NT Deemed to Comply Manual

Fully covered by the
Bremick Performance Warranty.



**A REVOLUTION
IN CORROSION
PROTECTION &
DRILLING
PERFORMANCE**

30% **FASTER
DRILLING**
Than conventional
Class 4

2X **PROTECTION**
Double the Corrosion protection of
conventional Class 4 in category 5
environments.

8X **TOUGHER**
Than conventional Class 4 Extremely
abrasion resistant. Minimal coating
loss during installation.

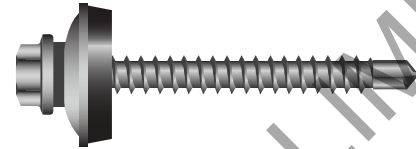
Custom Orb®, Trimdek® & Spandek® are
registered trade marks of BlueScope Lysaght Ltd

BRA SDM - Self Drilling for Metal

For fastening the crests of corrugated and square rib roof sheeting to steel purlins in cyclonic regions.

PRODUCT DESCRIPTION

BRA – CYCLONE ASSEMBLY FOR STEEL FOR STEEL PURLINS



Thread	Size	Product Features	Pack Quantity	Product Code	Hexagonal Driver
Full	14g -10 x50	B8, W	250	SMHC814050D	3/8
Full	14g -10 x65	B8,TG, W	250	SMHC814065D	3/8
Part	14g -10 x75	B8, W,SP	250	SMHC814075B	3/8
Part	14g -10 x95	B8, W,SP	250	SMHC814095B	3/8
Part	14g -20 x115	B8, W,SP	250	SMHC814115B	3/8
Part	14g -20 x135	B8, W,SP	250	SMHC814135B	3/8
Part	14g -20 x175	B8, W,SP	200	SMHC814175B	3/8

APPLICATIONS

One step fastening the crests of roof sheeting (16mm to 150mm rib heights) to steel purlins up to 6.5mm thick.

- Corrugated (eg. Custom Orb®)
- Square Rib (eg Trimdek®)
- Broad Sheet (eg Spandek®)

Minimum Purlin thickness, BMT, 1.0mm

INSTALLATION RECOMMENDATIONS

For best results use a power screw driver with variable speed from 2000 to 2500 RPM.

The use of battery screw drivers will significantly decrease drilling speed.

When used in cyclonic regions the minimum base material specification shall be, Steel Purlins 1.5mm BMT G450 min.

Only use Bremick Drive Bits.

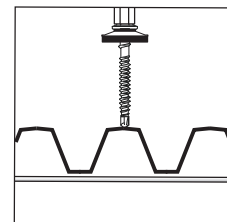
In cyclonic regions consult design professionals for fastener spacing

Vortex and Armourcoat are registered trade marks of Bremick Pty Ltd. Copyright ©2010

SETTING INSTRUCTIONS

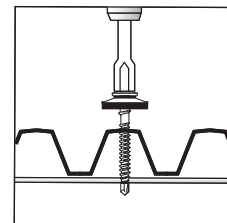
1: Position

Fit screw head into drive socket and locate screw point at centre of sheet rib. (BRA Cyclone washer can accommodate up to 11 degrees of axial misalignment)



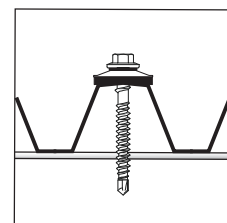
2: Drill

With a power screw driver commence drilling at "slow speed" to pierce sheeting.



3: Set

Maintaining a firm down pressure increase the drive speed to penetrate the base material. Continue driving until the BRA Washer seats firmly.



Authorised Distributor: