

Installation Guide

AUSMESH

Galvanised roof safety mesh

Ausmesh is a superior quality roof underlay support and fall safety mesh for use on a variety of commercial buildings. Ausmesh is constructed of high tensile galvanised wire exceeding 450MPa and when used for roofing becomes a permanent fixture in the building.

Product usage

Apart from meeting the requirements of a roof safety mesh product, Ausmesh can also be used to support Thermakraft roof underlay products.

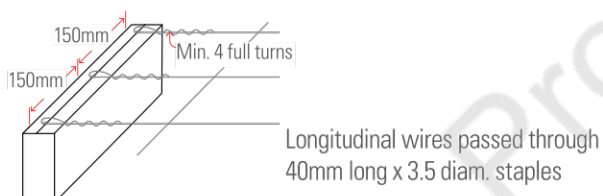
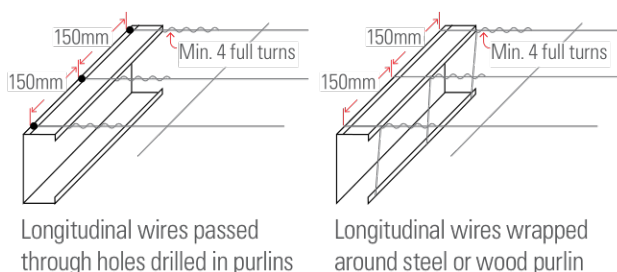


Installation Guide

Application Method


There are strict requirements for the installation of safety mesh so that it meet its safety and durability performance. Thermakraft needs the installer to refer to the AS/NZ 4389:2015 for the full installation requirements and fixing details. Ausmesh must be installed by or under supervision of a Licensed or Registered Builder in the relevant state or territory's building authority. Below is a brief overview of the installation of Ausmesh.

- Crosswire or transverse wire should face up and longitudinal wire should face down.
- Roof Safety Mesh shall be pulled taut to ensure only a natural sag between each purlin or roof member. This natural sag shall not be modified to create artificial sag.



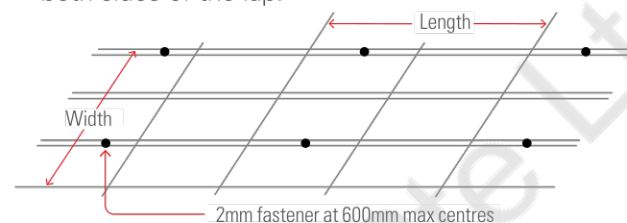
Single side laps:

- Purlins less than 1200mm - mesh to be lapped minimum 150mm.
- Purlins 1200-2199mm - mesh to be lapped min 150mm and side lap to be fastened with 2mm ring fastener at 900mm max centres between each purlin.



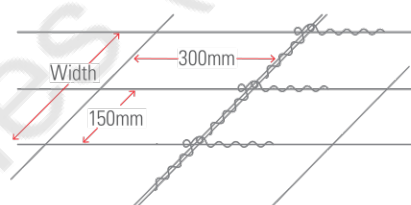
Double side laps:

- Purlins 2200mm or greater to be side lapped min 300mm and side lap to be fastened at max 600mm centres between each purlin - laps to be fastened on both sides of the lap.



End joints in wire:

TWO transverse wires are placed together. The longitudinal tail wires (approx 300mm long) are tied around each other, one being twisted four times around the main portion of the same wire, the other longitudinal wire twisted once around the main portion of the same wire then four times around the two transverse wires.



Handling and Storage

Ausmesh must be handled with care to prevent damage such as scratching the wires and deforming the roll.

The product must be stored under cover well away from direct moisture, rainfall contact and sunlight (UV). Care should be taken not stack other materials on top of the product.

Thermakraft Australia Pty Limited / 1800 960 338